




# MAGIC

## P Y R A M I D

Turn your smart phone into all-in-one remote control with Magic Pyramid. Easily manage all digital devices such as your TV, AC, speaker, projector and more anything, anywhere from the one place.



Code  
Storage



Automated Appliance  
Control

**IFTTT**

IFTTT  
Interaction



Scene  
Control




Timer Scheduled  
Operation



Stay Notified



## Product Features



- 🌀 Australian standard certified
- 🌀 Easy QR code installation.
- 🌀 Complete secure and stable connectivity
- 🌀 Supports OTA firmware updates.
- 🌀 Application Controls: Access your digital devices anytime, anywhere through MagicPyramid via the Interfree App
- 🌀 Geofencing: Set location triggers so that devices such as A.C, T.V, speaker etc automatically turn on when you enter your premises
- 🌀 Scheduling: Add efficiency and convenience to your daily routine with dynamic schedules
- 🌀 Set scenes and automation rules
- 🌀 Global IR code library includes TV, AC, FAN, TV BOX, Projector etc.
- 🌀 Fully supports IFTTT
- 🌀 Automated appliance control
- 🌀 360-degree full coverage of infrared emission
- 🌀 IR code manual learning feature
- 🌀 AC IR code library one-key matching function.
- 🌀 Distance up to 10 meters
- 🌀 Compatibility with platforms: Android, Apple, Google home, Alexa



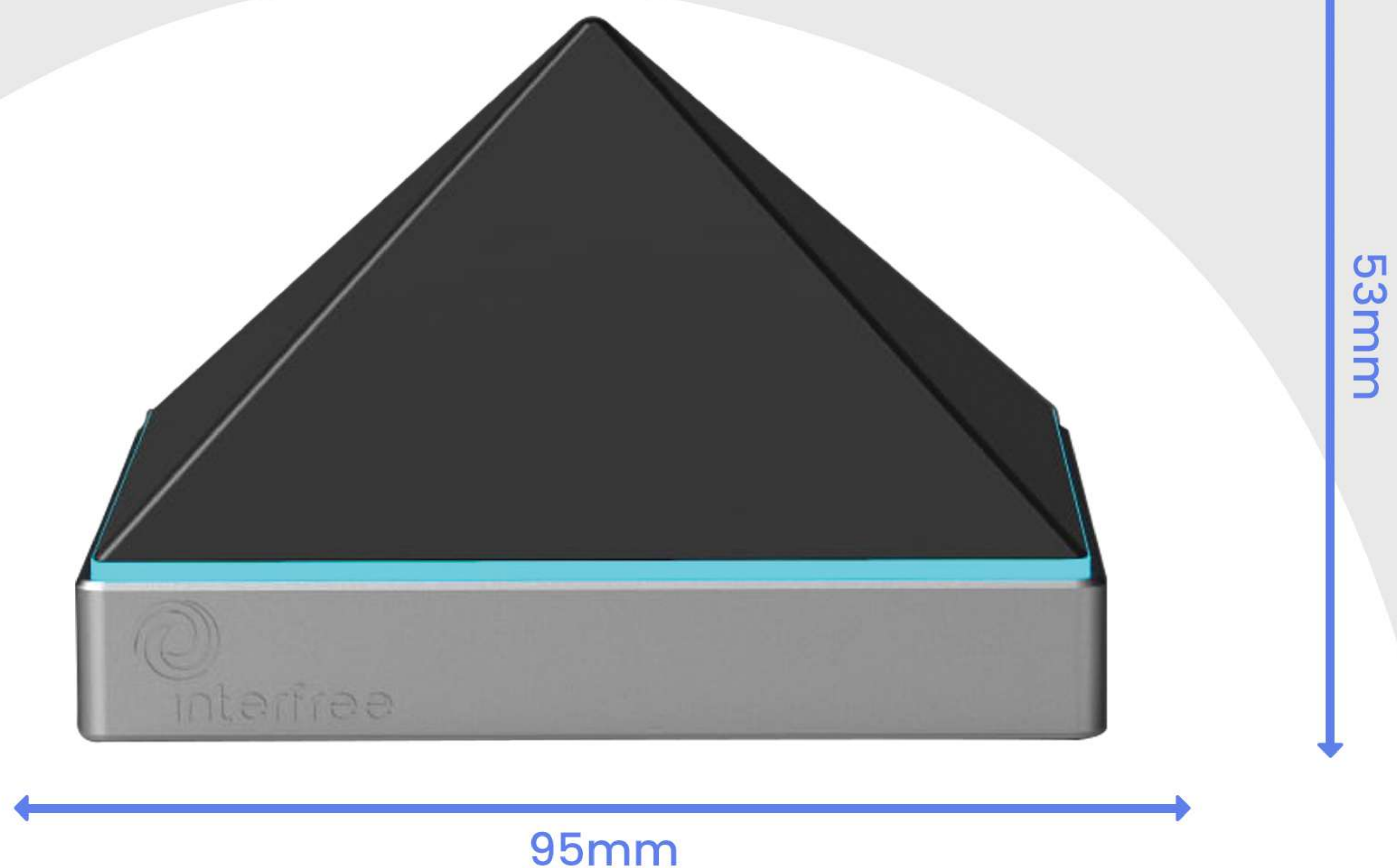
## Technical Specifications

Power Source	AC
Voltage	5V/1A
Wattage	0.13W
Stand by Power	0.85W
Working Temperature	-20C~60C
Number of channels can add at same time	8
Protocol	Zigbee2.4G
Effective Range/Effective Distance of Infrared Ray	360 degrees/10meter
Color	Black and silver



## Dimensions

Dimensions	95x95x53 mm
Weight	112g



## Packaging Details

- 1\* Magic Pyramid
- 1\* AU standard adapter
- 1\* Mine USB cable
- 1\* Instruction Manual



## Installation

**Step 1:** Connect Magic pyramid to the power supply by connecting one end of the micro USB cable to the micro USB port on the Magic Pyramid, and the other end to the plugged in power adapter. Wait for the LED light to turn blue.








## Step 2: Download the Interfree Application

Please use your phone to scan the QR code or search "Interfree" APP in APP store or Google play.

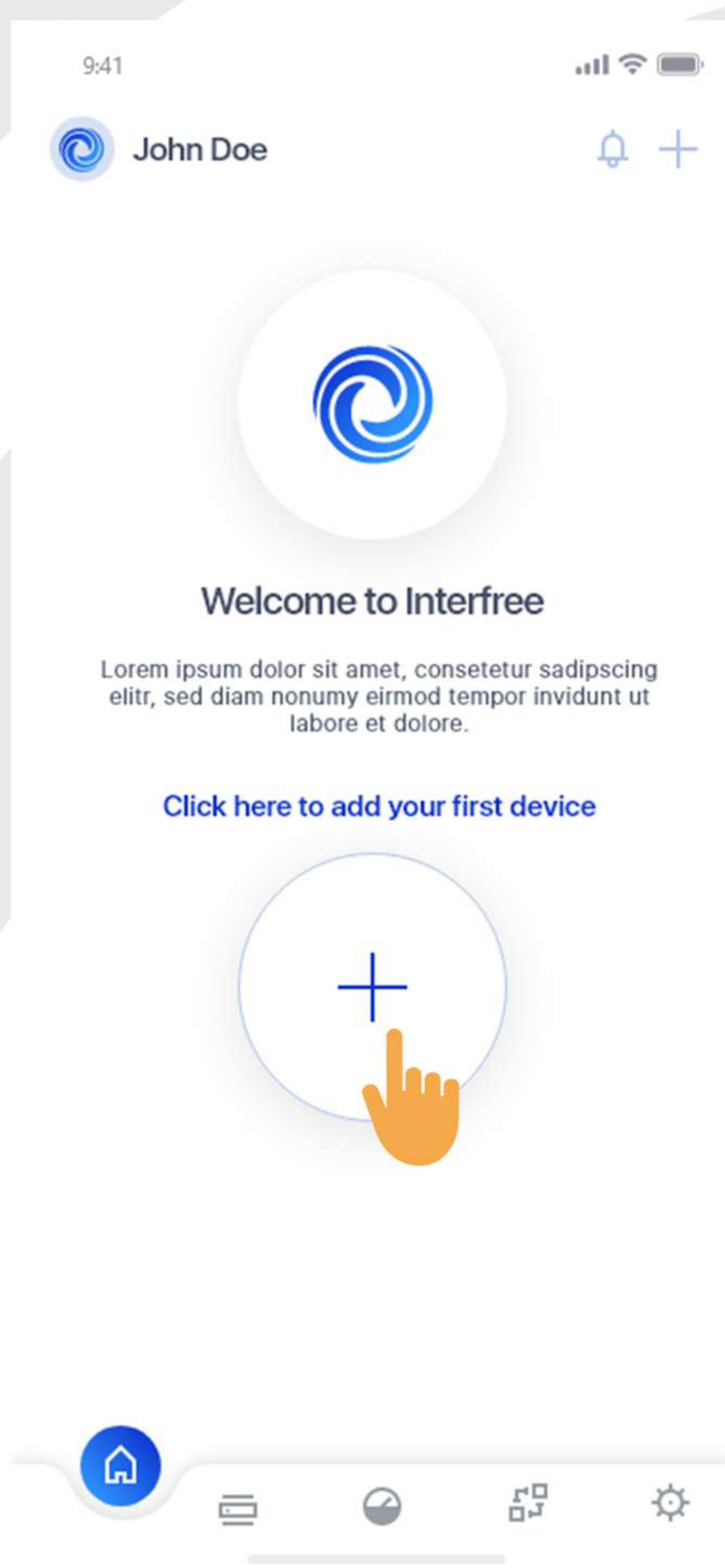


Download Now

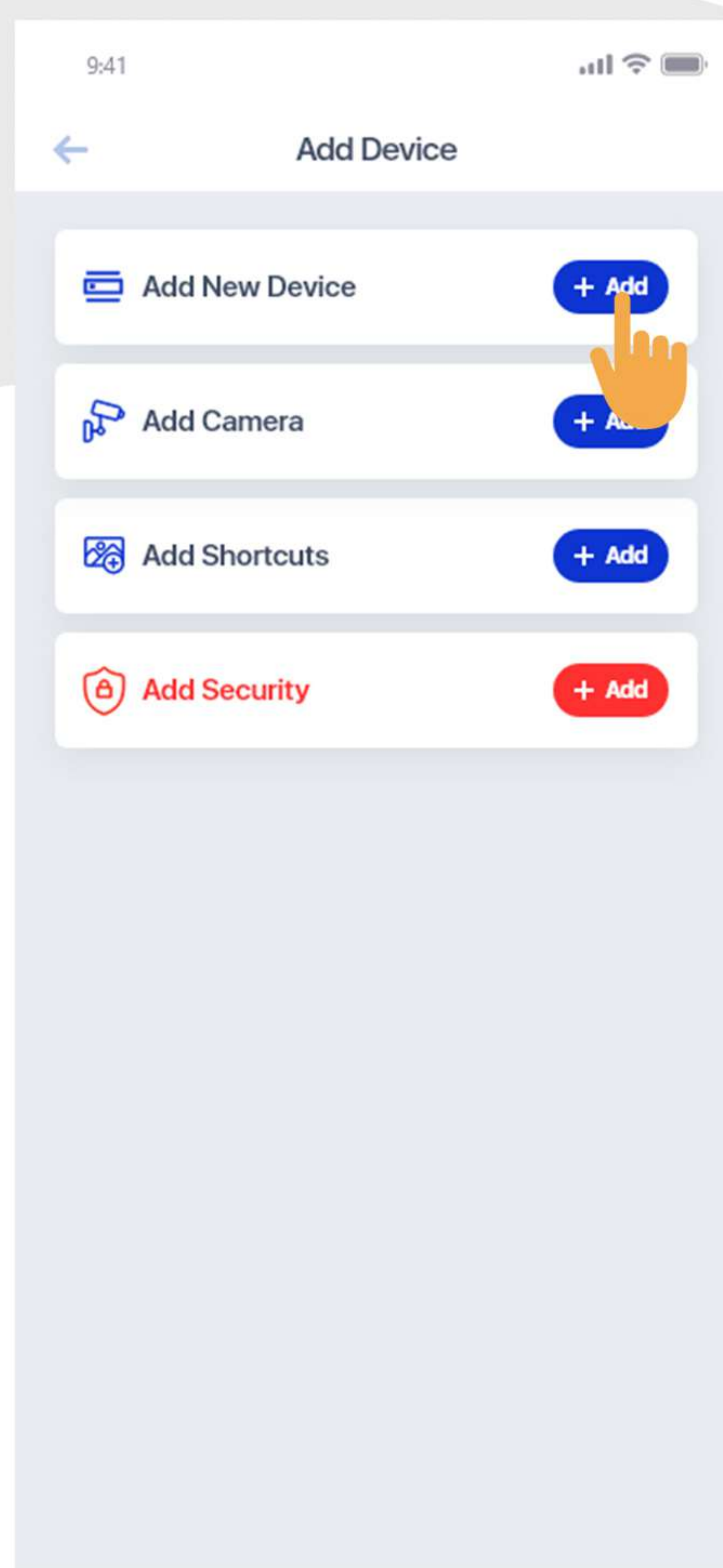





### Step 3: Scan the QR code on device.



Click on the “+” icon to Add your device to the network




By clicking on “+add” you can add as many devices to Interfree’s network



Scan the QR code on device



**Step 4:** If you scan the device and it's not online on the App, the device might need to be reset by simply switching on the Zigbee network for advance setting of the Gateway and clicking the reset button for 10 seconds



Reset Button





**Magic**  
P Y R A M I D

📍 33 Glenvale Crescent Mulgrave VIC 3170 Australia

✉ [interfree@interfree.com.au](mailto:interfree@interfree.com.au)

🌐 [www.interfree.com.au](http://www.interfree.com.au)