



CLEVER CUBE

MINI GATEWAY

The CleverCube acts as the brains of Interfree's Smart Home & Premises Solution. Utilising an active internet connection to work as the center networking agent, CleverCube coordinates all communication seamlessly between Interfree devices and the Interfree app. It is an ideal solution for apartments or townhouses that require limited device connectivity.



Router



Easy installation



Various devices



IFTTT



Scene Control



Zigbee



Certified to Australian Standards



Time Scheduled Operations

Features of Clever Cube

- ④ Australian standard certified
- ④ Easy QR code installation
- ④ Completely secure and stable connectivity
- ④ Supports OTA firmware updates
- ④ Connect various device with Clever Cube
in order to make your premises smart
- ④ Application Control: Control the Clever Cube
Anytime, Anywhere via the Interfree App
- ④ Geofencing: Set location triggers so your devices turn on automatically when you
enter your premises.
- ④ Set scenes and automation rules
- ④ IFTTT
- ④ Automated appliance control
- ④ Compatibility with platforms: Android, Apple, Google Home, Alexa
- ④ Complete router feature
- ④ Automation rules work without internet connection




Products Technical Specification

Available Color	Black and white
Power Source	AC
Voltage	5V/1A
Wattage	0.13W
Working Temperature	-20C~60C
Standby power consumption	2W
Maximum Zigbee terminal	80
Protocol	Zigbee: 2.4G
QR code networking	Yes
OpenWRT	Yes
wautomation works ithout internet	Yes
Router Feature	Yes

Dimensions

Dimensions	75x75x75 mm
Weight	148g



Description for packaging details

- 1* CleverCube
- 1* Mini USB Cable
- 1* AU Standard Adapter
- 1* Instruction Manual
- 1* Ethernet Cable

Installation

Step 1: Using the included ethernet cable, connect Home Center Lite's LAN port to a router in order to connect the gateway to internet.



Connect the included power adapter to Home Center Lite and plug it to the socket.



Clever Cube Status indications

Solid Blue	Device is online
Solid Red	Device is offline
Blinking blue & Red	Device is trying to connect with gateway




Step 2: Download the Interfree Application

Please use your phone to scan the QR code or search "Interfree" APP in APP store or Google play.

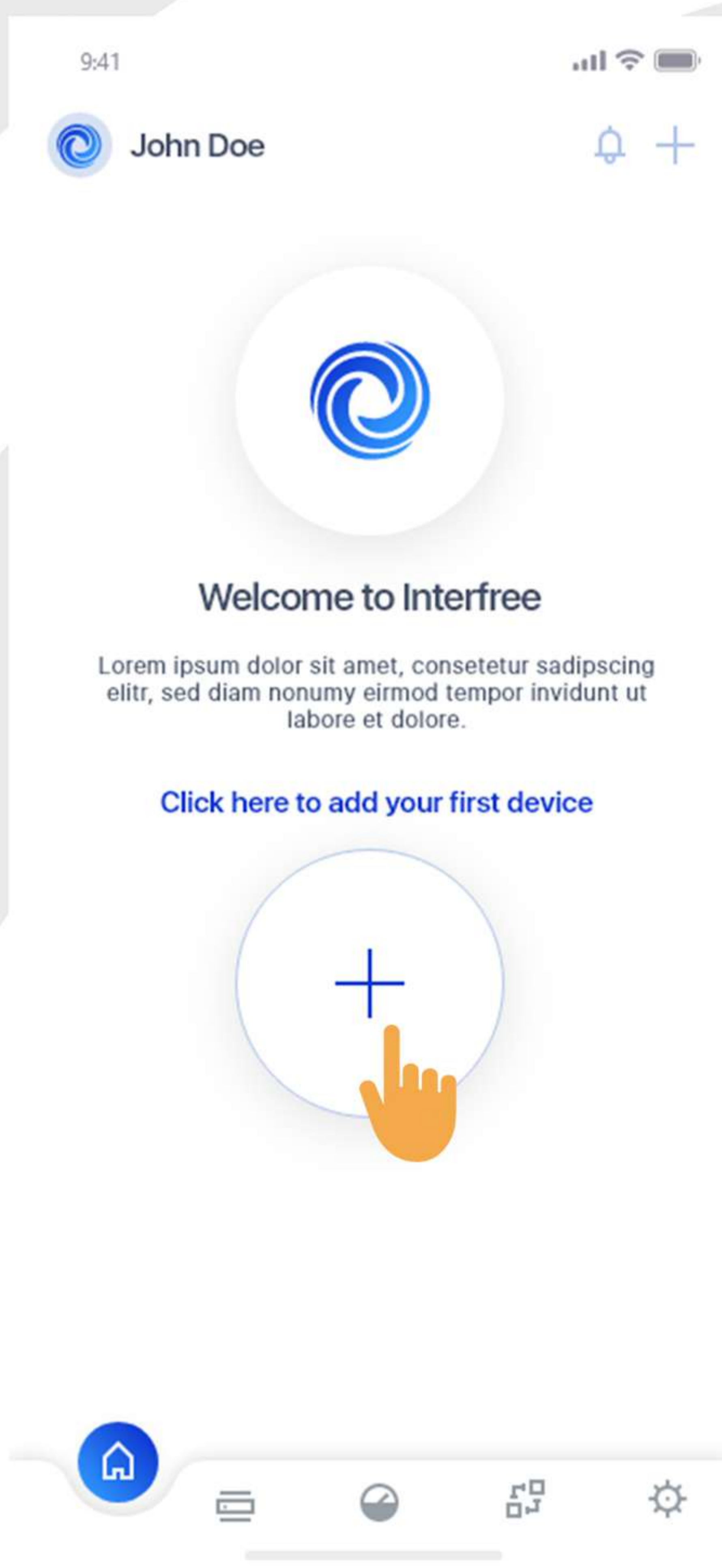


Download Now

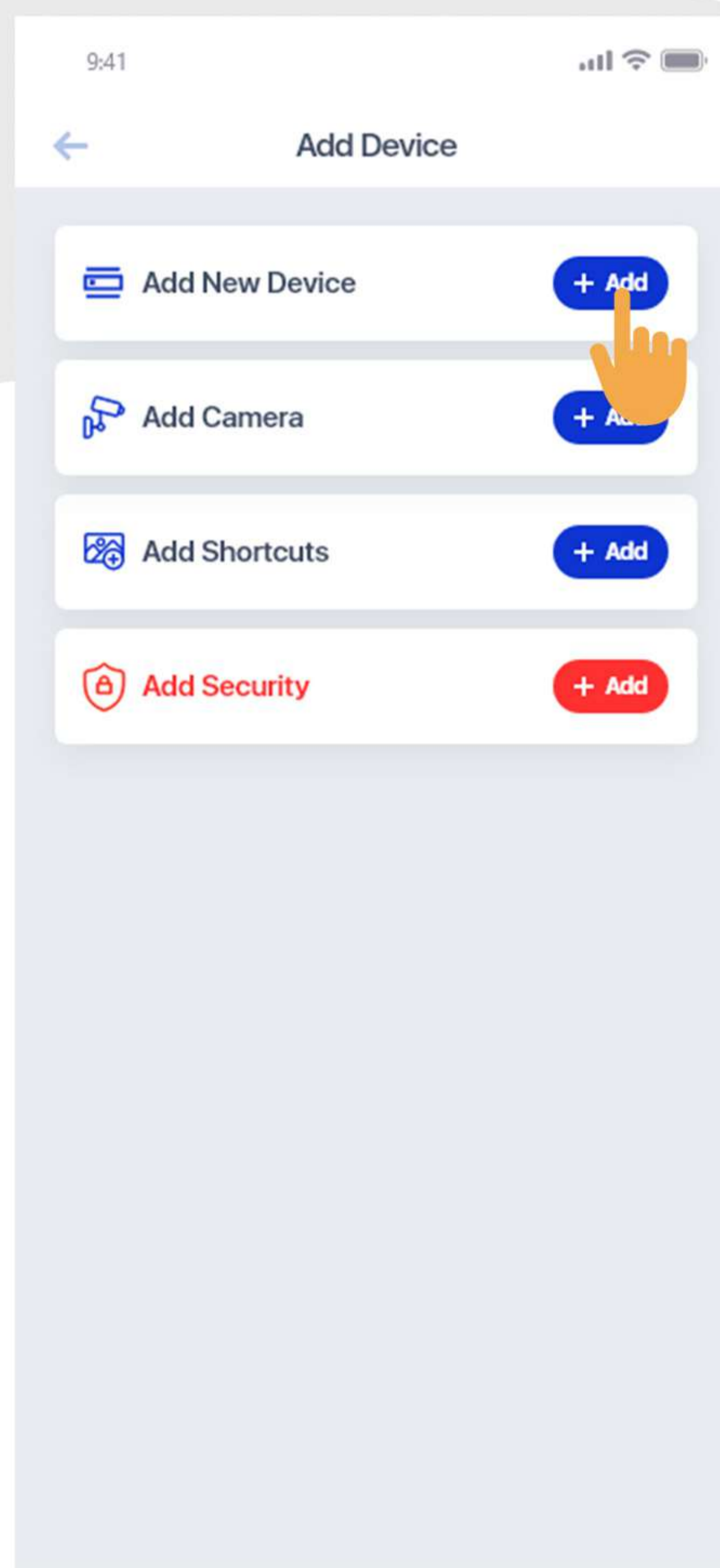


Step 3: Scan the QR code on device.


Please use your phone to scan the QR code or search "Interfree" APP in APP store or Google play.



Click on the "+" icon to Add your device to the network



By clicking on "+add" you can add as many devices to Interfree's network



Scan the QR code on device



Clever Cube
MINI GATEWAY

 33 Glenvale Crescent Mulgrave VIC 3170 Australia

 interfree@interfree.com.au

 www.interfree.com.au